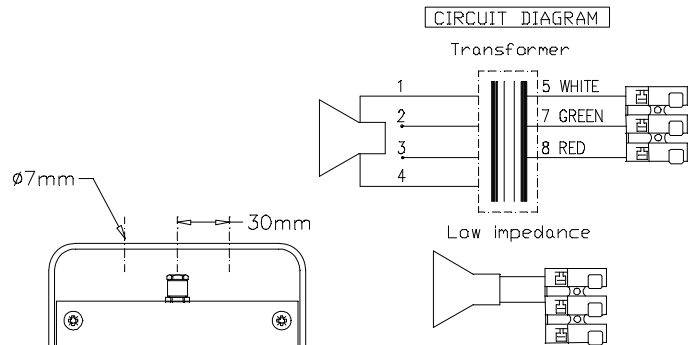
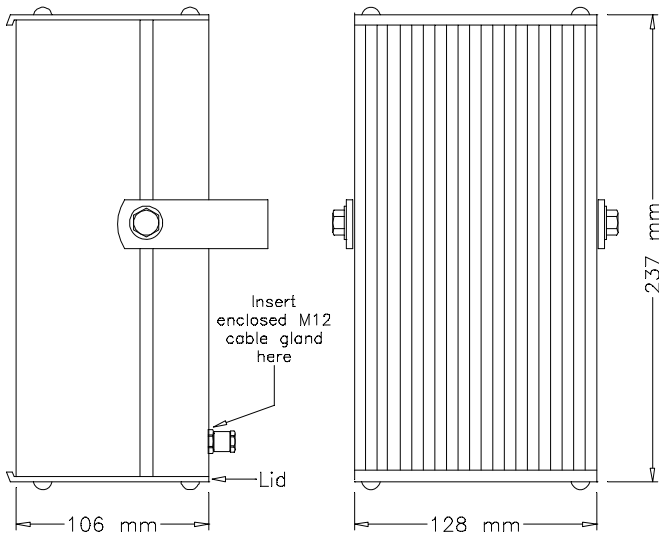




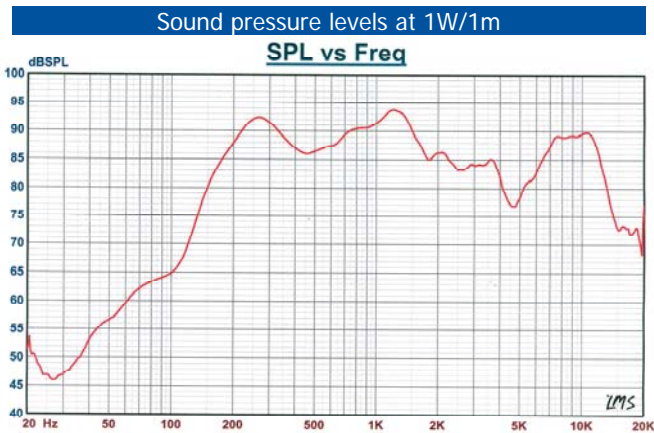
DNH

CAU-4(T)

ISO 9001 CERTIFIED



70/100 Volt combined transformer	
Primary connections	
White : Green	70 V
White : Red	100 V
Secondary nominal tapings	
1 : 4	4,0 W
1 : 3	2,0 W
2 : 4	1,3 W
1 : 2	1,0 W
3 : 4	0,5 W
2 : 3	0,3 W



Specifications	
Material / Color	Aluminum / RAL 7035
Mounting	Bracket
Termination	Spring clamps
Weight w/transformer	1,9 kg
IP-rating	55
Max. / min. amb. temp	90°C / -20°C
Rated / max. power	4 W / 6 W
SPL 1W/1m	90 dB
SPL rated power	96 dB
Effective freq. range	140 – 16000 Hz
Dispersion (-6dB) 1kHz / 4kHz	160° / 110°
Directivity factor, Q	
Options	Impedances, colors, labels

Installation, Operation and Maintenance Procedures

- Fasten the loudspeaker to the wall by 1 – 3 screws.
- To change the position of the loudspeaker, adjust the bracket (by loosening / tightening the screws) as required.
- Unscrew lid, lead cable through cable gland, connect to terminal (70V or 100V) and select required tapping to the transformer.
- Screw lid back into place with washers and gasket.
- For optimum performance, always use the correct voltage / power and operate within the frequency limits as stated.
- Do not open loudspeaker when energized.
- This loudspeaker is supplied with a 2 year warranty against defective workmanship.